Multiple District 310

As of October 2026 Cumulative

Year	New Clubs	Dropped Clubs	Gain/ Loss Clubs	New Members	Charter Members	Reinstate Members	Transfer Members	Total Member Added	Total Members Dropped	Gain/ Loss Members
2022-2023	14	14	0	742	435	56	23	1,256	1,614	-358
2023-2024	13	14	-1	718	367	43	59	1,187	1,233	-46
2024-2025	11	6	5	993	284	98	59	1,434	1,100	334
2025-2026	23	14	9	860	564	124	100	1,648	1,663	-15
2026-2027	10	2	8	366	284	26	25	701	284	417
Average	**14**	**10**	**4**	**736**	**387**	**69**	**53**	**1,245**	**1,179**	**66**

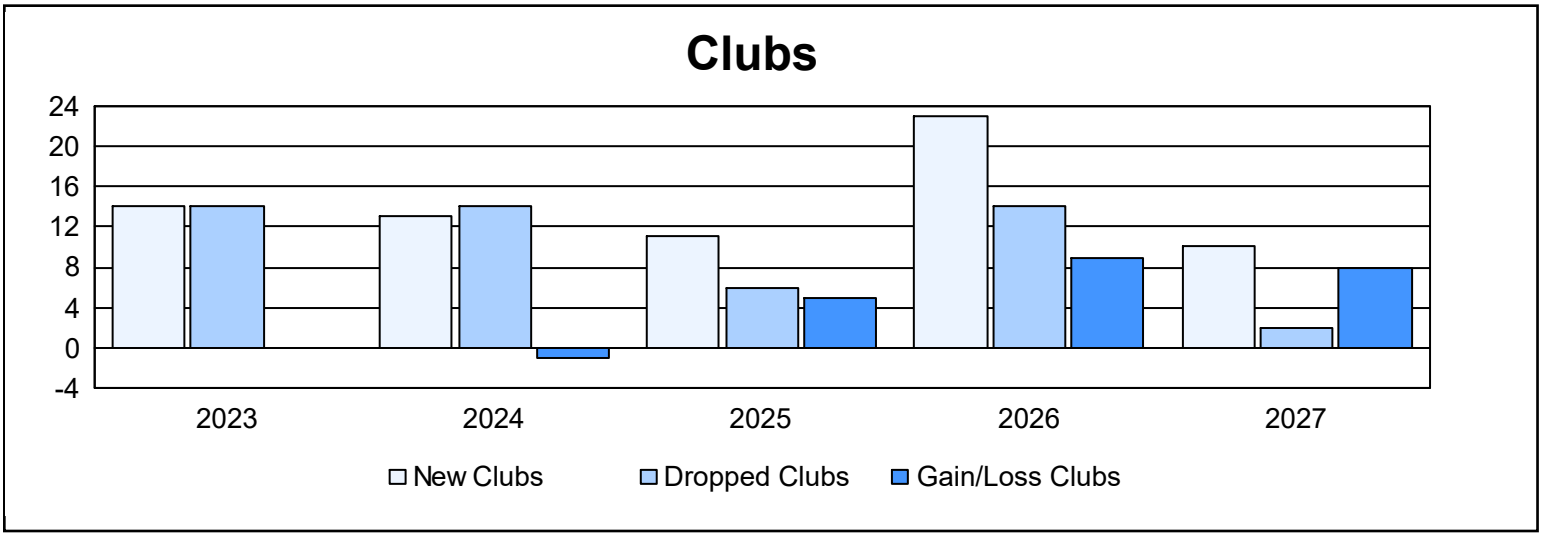

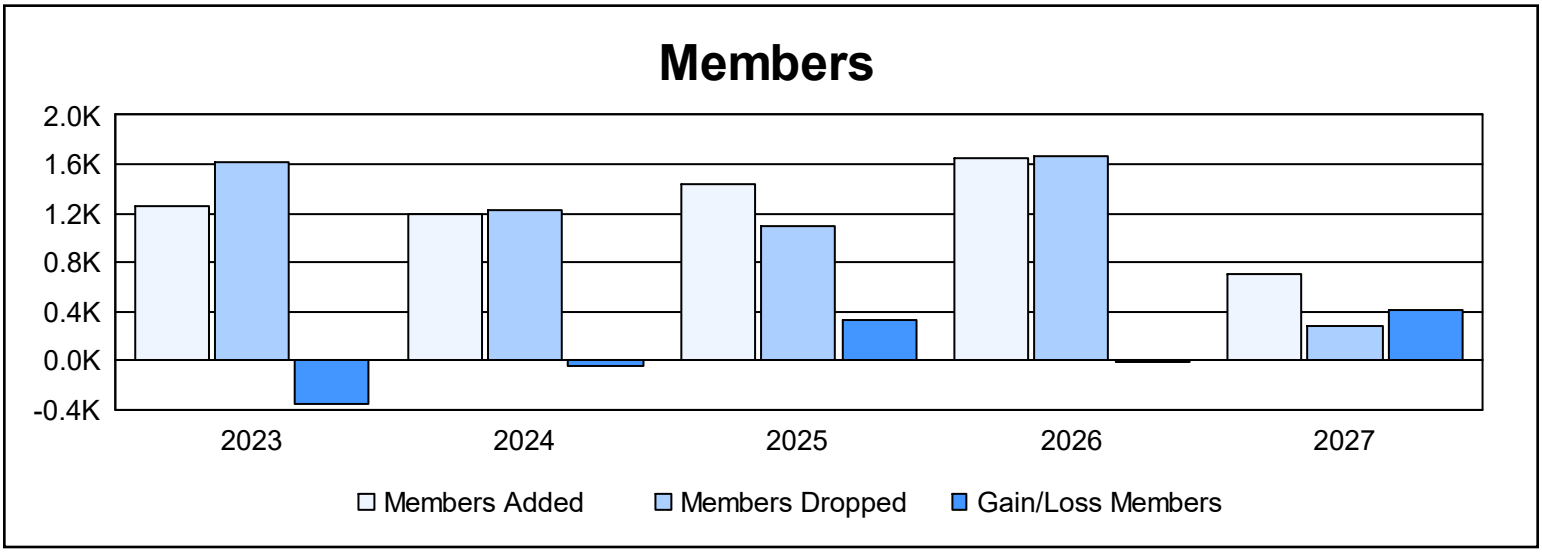

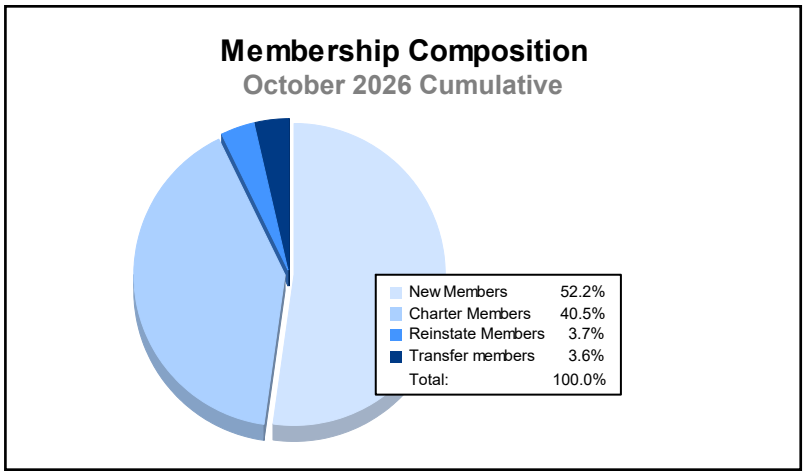
Membership Composition
October 2026 Cumulative
New Members 52.2%
Charter Members 40.5%
Reinstate Members 3.7%
Transfer members 3.6%
Total: 100.0%

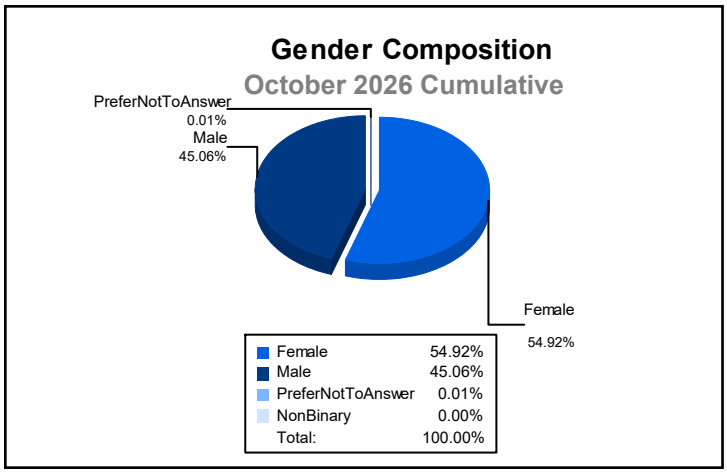
Gender Composition
October 2026 Cumulative
PreferNotToAnswer
0.01%
Male
45.06%
Female
54.92%
Female 54.92%
Male 45.06%
PreferNotToAnswer 0.01%
NonBinary 0.00%
Total: 100.00%